

# DENVER SOUTH COMMUTER SURVEY

## RESULTS SNAPSHOT Released April 2026\*

Denver South conducts an annual survey to understand commute behaviors and challenges related to movement to and from the region.

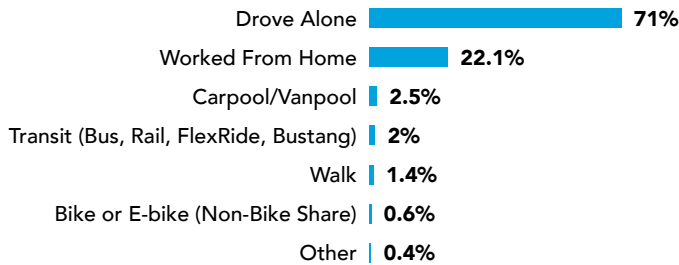
**19.5 mi**  
Average one-way commute

**11.5 mi**  
Median one-way commute



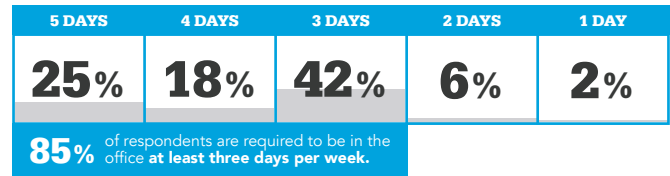
### TRANSPORTATION MODE SPLIT

Respondents were asked how they traveled to work each day in the last week, the below is an average of M-F:



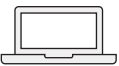
### IN-OFFICE POLICY 2025

Mandatory minimum in-office days required per week:

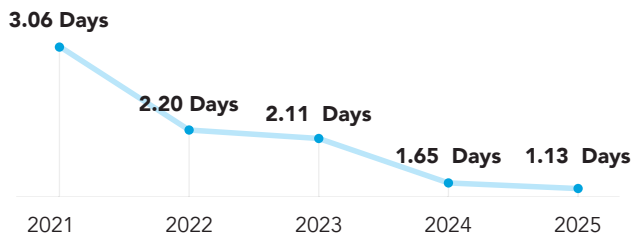


TOTALLY FLEXIBLE 6%

OTHER 2%

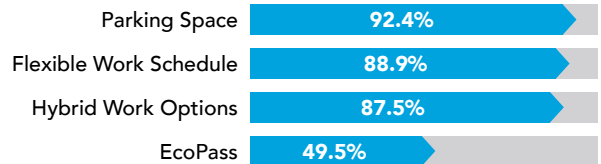


### REMOTE DAYS PER WEEK



### BENEFITS EMPLOYEES FIND VALUABLE OR VERY VALUABLE

Respondents were not required to have access to the benefits to include them in their response.



### TRANSIT PASS OPTIONS:

≈36% of respondents' employers fully/partially subsidize a transit pass.

#### OF THOSE WHOSE EMPLOYERS OFFER A PASS

- 51% use it for personal trips

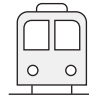
#### OF THOSE WHOSE EMPLOYERS DO NOT OFFER A PASS

- 18% would use the pass to commute to work
- 60% would use the pass for personal trips



## TOP NECESSARY IMPROVEMENTS TO BIKE MORE:

- Protected bike lanes on my route
- Shorter commute distance
- Enhanced personal or road safety

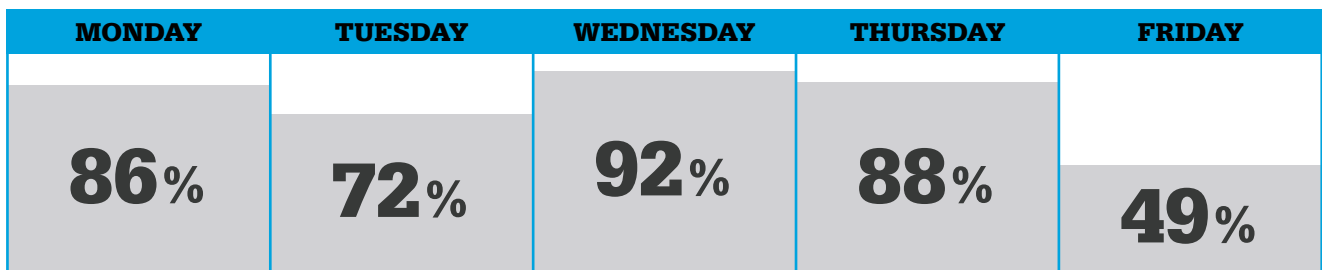


## TOP NECESSARY IMPROVEMENTS TO USE PUBLIC TRANSPORTATION MORE:

- Faster trips on transit
- Transit service that picks me up or drops me off closer to my home and/or work
- More frequent and reliable service
- Improved personal safety



## ON-SITE WORK RATE BY DAY OF WEEK



**93%** Typically arrive at the office between 6:00 am – 10:00 am

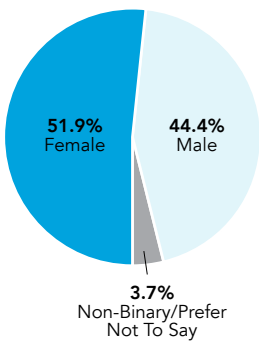
**79%** Typically leave the office between 3:00 pm – 6:00 pm



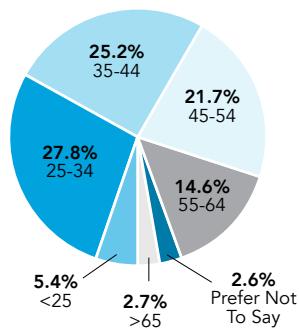
## DEMOGRAPHIC DATA

TOTAL RESPONSES: **1,736**

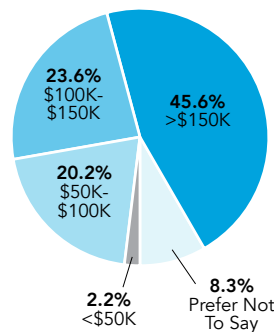
### GENDER



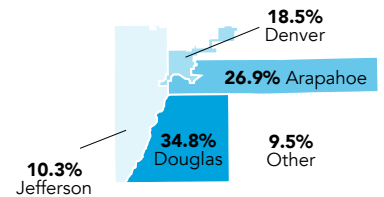
### AGE



### INCOME



### RESPONDENT HOME COUNTIES



\*Reflects commute data collected Q4 2025