

Denver South conducts an annual survey to understand commute behaviors and challenges related to movement to and from the region.

AVERAGE ONE-WAY COMMUTE  **~ 14 MILES**

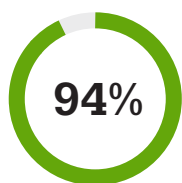


REMOTE / HYBRID WORK TRENDS

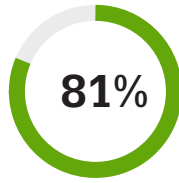
Average remote work days per week



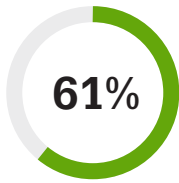
COMMUTER BENEFIT VALUE RANKING



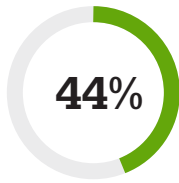
1 FLEXIBLE/REMOTE WORK OPTIONS



2 PARKING SPACE



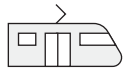
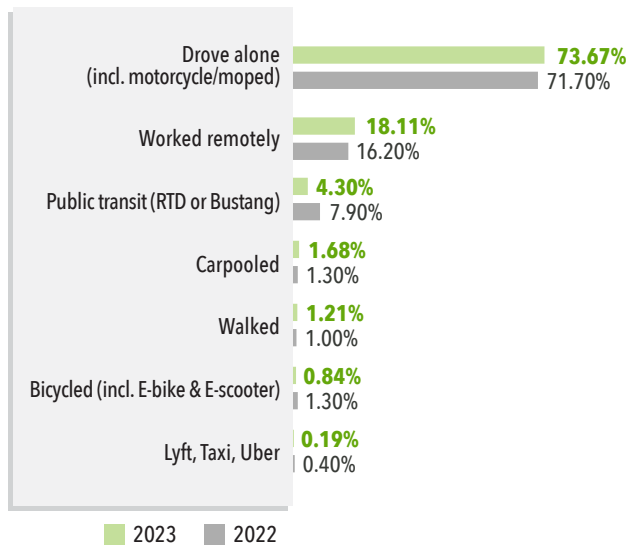
3 TRANSIT PASS



4 COVERED/SECURE BIKE PARKING



TRANSPORTATION MODES



TRANSIT PASS OPTIONS

Of those whose employers offer transit passes:

→ **27%** actually use the pass to commute to work, **46%** use for recreational purposes

Of those whose employers do not offer a pass:

→ **81%** would use the pass for recreational purposes, **20%** would use it to commute to and from work



TOP 3 NECESSARY IMPROVEMENTS TO CYCLE MORE

- 46% Safer riding conditions (e.g. wider/separated bike lanes, improved driver behavior and enhanced road repair)
- 8% Clearer route signage/wayfinding from my home to Denver South
- 4% More covered/secure bike parking at my worksite



TOP 3 NECESSARY IMPROVEMENTS TO WALK MORE

- 26% Closer amenities (e.g. restaurants, parks or entertainment)
- 22% Safer walking conditions (e.g. wider and/or complete sidewalks, improved driver behavior)
- 18% An enhanced walking experience with better lighting, more landscaping, more shade, fewer obstructions (poles, trash cans, signs)



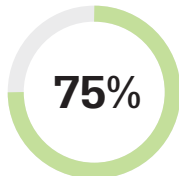
ZERO FARE FOR BETTER AIR

70% of respondents were aware of Zero Fare for Better Air, which allowed people to ride light-rail, bus and flex-ride services at no cost in July-August 2023

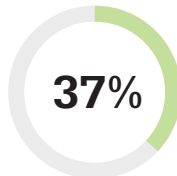
44% of respondents used RTD during the Zero Fare campaign in 2023

Respondents were asked,

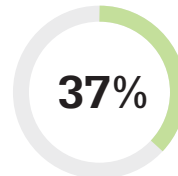
"Where did you take RTD transit during the Zero Fare for Better Air campaign?"



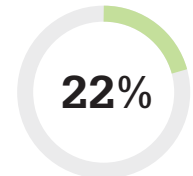
DOWNTOWN DENVER
(e.g. sporting event, restaurant, etc)



COMMUTE TO OFFICE/WORKSITE



DENVER INTERNATIONAL AIRPORT (DEN)

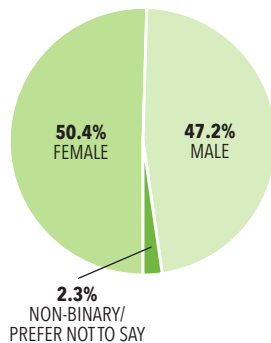


SHOPPING OR ERRANDS

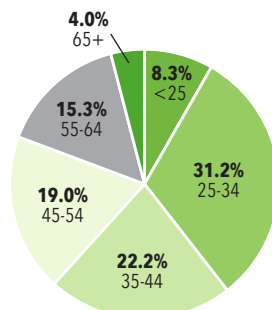


SURVEY RESPONDENT DEMOGRAPHIC DATA

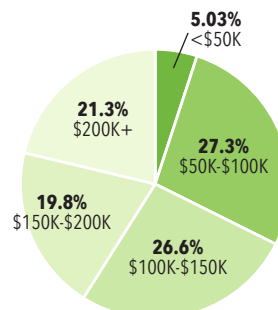
GENDER



AGE



INCOME



HOME COUNTIES

